


# Eduroam konfigurációk gyorsan



Mohácsi János NIIF Intézet



# Eduroam nehézségek

- Egyszer jól be kell állítani, utána működik
  - Milyen CA?
  - Milyen EAP?
  - Milyen szervertanúsítvány?
  - Minden intézménynél más és más...
- Megoldás:
  - Egyszerűsített automatikus kliens installáció
  - Intézmény specifikus információk elérhetők (logó, AUP, stb.)
  - Aláírt installer

# Felhasználói interfész

- Könnyen kezelhető
  - Kapcsolódás a site-hoz (eduroam Configuration Assistant Tool – avagy eduroam CAT)
  - Anyaintézmény kiválasztása
  - Felhasználói csoport kiválasztása (ha több csoport van)
  - Eszköz és/vagy operációs rendszer kiválasztása
  - Installer letöltése és futtatása
  - Felhasználót azonosító kód beírása
- Biztonság .... “és semmi cicó”
  - CA/Szerver tanusítvány telepítésre kerül
  - Elfogadható tanusítványok beállításra kerülnek
  - Szerver név beállításra kerül  
anonymous külső azonosító (ha rendszergazda konfigurálta)
  - WPA2 preferált

# Felhasználói interfész – demo – backup slide/1

This is a service under preparation, do not expect it to work

**Welcome to eduroam CAT**

**eduroam Configuration Assistant Tool**



View this page in [Català](#) [Deutsch](#) [Ελληνικό](#) [English\(GB\)](#) [Español](#) [Français](#) [Hrvatski](#) [Italiano](#) [Nederlands](#) [Polski](#) [Slovenščina](#) [Srpski](#) [Suomi](#) [Svenska](#)

[Start page](#)

eduroam user:  
download your eduroam installer

eduroam admin:  
manage your installers

[Main eduroam site](#)

[About eduroam CAT](#)

[Become a CAT developer](#)

[Report a problem](#)

eduroam CAT - Release CAT-1.0-beta1 © 2011-12 DANTE Ltd. on behalf of the GN3 consortium

eduroam CAT HBONE WS2012

# Felhasználói interfész – demo – backup slide/2

This is a service under preparation, do not expect it to work

## Welcome to eduroam CAT

### eduroam Configuration Assistant Tool



View this page in [Català](#) [Deutsch](#) [Ελληνικό](#) [English\(GB\)](#) [Español](#) [Français](#) [Hrvatski](#) [Italiano](#) [Nederlands](#) [Polski](#) [Slovenščina](#)

eduroam user:  
download your eduroam installer


eduroam  
manage your account

#### Home institution

Select your institution

National Information Infrastructure Development Institute  
 Hungary 3 km 

▶ Help, my institution is not on the list

 Locate me more accurately using HTML5 Geo-Location

Show institutions in  show all countries

DiscoJuice © UNINETT

[Main eduroam site](#) [About eduroam CAT](#) [Become a CAT developer](#) [Report a problem](#)

eduroam CAT - Release CAT-1.0-beta1 © 2011-12 DANTE Ltd. on behalf of the GN3 consortium

IdP/anya intézmény kiválasztása

eduroam CAT HBONE WS2012

# Felhasználói interfész – demo – backup slide/3

This is a service under preparation, do not expect it to work

**Welcome to eduroam CAT**  
**eduroam Configuration Assistant Tool**



View this page in [Català](#) [Deutsch](#) [Ελληνικό](#) [English\(GB\)](#) [Español](#) [Français](#) [Hrvatski](#) [Italiano](#) [Nederlands](#) [Polski](#) [Slovenščina](#) [Srpski](#) [Suomi](#) [Svenska](#) [Start page](#)

Selected institution: **National Information Infrastructure Development Institute** [select another](#)

**If you encounter problems, then you can obtain direct assistance from you home organisation at:**  
WWW: <https://www.ki.iif.hu/wlan.html>  
email: [eduroam@niif.hu](mailto:eduroam@niif.hu)  
tel: +3614503095



**Choose an installer to download**

	MS Windows 8 
	MS Windows 7 
	MS Windows Vista 
	MS Windows XP SP3 
	Apple Mac OS X Lion 
	Apple iOS mobile devices 
	Linux 
	Welcome Letter 
	Test 

(Profile kiválasztása) – installer letöltése

# Adminisztrátori interfész – demo – backup slide/1

## eduroam Configuration Assistant Tool IdP Configuration Interface



Pre-production warning: This is beta-quality software. We are reasonably sure most things work okay, but please don't bet significant amounts of money on that.

View this page in [Català](#) [Deutsch](#) [Ελληνικό](#) [English\(GB\)](#) [Español](#) [Français](#) [Hrvatski](#) [Italiano](#) [Nederlands](#) [Polski](#) [Slovenščina](#) [Srpski](#) [Suomi](#) [Svenska](#)

You are: János Mohácsi

[Go to your Profile page](#)

### User Overview

#### Your Personal Information

E-Mail Address **mohacsi@niif.hu**  
Real Name **János Mohácsi**  
Federation Administrator **HU**  
Unique Identifier [click to display](#)

[Click here to manage your federations](#)

### You are managing the following institution:

Institution Name	Other admins of this institution	Administrator Management
Institutions in federation Hungary		
<a href="#">National Information Infrastructure Development Institute</a>		<a href="#">Add/Remove Administrators</a>

Did you receive an invitation token to manage an institution? Please paste it here:  [Go!](#)

Intézmény konfiguráció menedzsment

eduroam CAT HBONE WS2012

# Adminisztrátori interfész – demo – backup slide/2

## eduroam Configuration Assistant Tool IdP Configuration Interface



Pre-production warning: This is beta-quality software. We are reasonably sure most things work okay, but please don't bet significant amounts of money on that.

View this page in [Català](#) [Deutsch](#) [Ελληνικά](#) [English\(GB\)](#) [Español](#) [Français](#) [Hrvatski](#) [Italiano](#) [Nederlands](#) [Polski](#) [Slovenščina](#) [Srpski](#) [Suomi](#) [Svenska](#)

You are: János Mohácsi

[Go to your Profile page](#)

### General Institution Details

Country **Hungary**  
Institution Name default/other languages **National Information Infrastructure Development Institute**  
Institution Name English(GB) **National Information Infrastructure Development Institute**  
Logo image

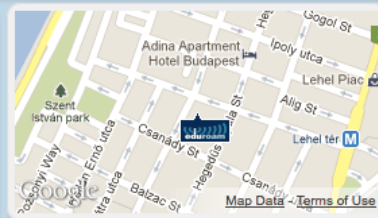


### Global Helpdesk Details

Support: E-Mail default/other languages **eduroam@niif.hu**  
Support: Phone default/other languages **+3614503095**  
Support: Web default/other languages **https://www.ki.iif.hu/wlan.html**

### Global EAP Options

CA Certificate File **C=NL  
O=TERENA  
CN=TERENA SSL CA**  
Name of Authentication Server **radius.ki.niif.hu**



[Edit IdP-wide settings](#) [Delete IdP](#)

Logó, Helpdesk, CA, szerver nevek , helyszínek

eduroam CAT HBONE WS2012



# Adminisztrátori interfész – demo – backup slide/3

The screenshot displays the administrative interface for the eduroam CAT system. At the top, the 'Name of Authentication Server' is set to 'radius.ki.niif.hu'. Below this, there are buttons for 'Edit IdP-wide settings' and 'Delete IdP'. A map of the location is also visible. The interface includes a section for checking realm reachability and server status of European federations. The main section is titled 'Profiles for this institution' and features a profile for 'NIIF Institute default'. This profile is configured with 'EAP Types' of 'TTLS-PAP OK' and includes buttons for 'Check realm reachability' and 'Installer Fine-Tuning and Download'. A QR code is provided for user download, with a link: <https://cat-test.eduroam.org/?idp=13&profile=16>. To the right, a table shows the number of user downloads for various operating systems and devices.

User Downloads	Count
MS Windows 8	1
Apple iOS mobile devices	0
Welcome Letter	2
Linux	5
MS Windows 7	1
MS Windows XP SP3	1
Test	1

Profile – felhasználói csoport – felülírási lehetőségek

# Adminisztrátori interfész – demo – backup slide/4

## eduroam Configuration Assistant Tool IdP Configuration Interface



Pre-production warning: This is beta-quality software. We are reasonably sure most things work okay, but please don't bet significant amounts of money on that.

View this page in [Català](#) [Deutsch](#) [Ελληνικό](#) [English\(GB\)](#) [Español](#) [Français](#) [Hrvatski](#) [Italiano](#) [Nederlands](#) [Polski](#) [Slovenščina](#) [Srpski](#) [Suomi](#) [Svenska](#)

You are: János Mohácsi

[Go to your Profile page](#)

Name of Authentication Server: **radius.ki.niif.hu**

---

### General Profile properties

#### Profile Name and RADIUS realm

Profile Description	(default/other languages)	<b>NIIF Institute szokásos beállításai</b>	<input type="button" value="-"/>
Profile Display Name	(default/other languages)	<b>NIIF Institute default</b>	<input type="button" value="-"/>
Production-Ready		<b>on</b>	<input type="button" value="-"/>

Realm:

#### Anonymity Support

Enable Anonymous Outer Identity:

#### Installer Download Location

Redirect end users to own web page:

---

#### Helpdesk Details for this profile

The option(s)

---

#### Supported EAP types

Supported EAP types for this profile
1. TTLS-PAP

---

Unsupported EAP types
EAP-pwd
FAST-GTC
PEAP-MSCHAPv2
TLS
TTLS-GTC
TTLS-MSCHAPv2

Use "drag & drop" to mark an EAP method and move it to the supported (green) area. Prioritisation is done automatically, depending on where you "drop" the method.

---

#### EAP Details for this profile

The option(s)

Profile szerkesztése

# Adminisztrátori interfész – demo – backup slide/5

### General Profile properties

We will now define a profile for your user group(s). You can add as many profiles as you like by choosing the appropriate button on the end of the page. After we are done, the wizard is finished and you will be taken to the main IdP administration page.

#### Profile Name and RADIUS realm

First of all we need a name for the profile. This will be displayed to end users, so you may want to choose a descriptive name like 'Professors', 'Students of the Faculty of Bioscience', etc.

Optionally, you can provide a longer descriptive text about who this profile is for. If you specify it, it will be displayed on the download page after the user has selected the profile name in the list.

You can also tell us your RADIUS realm. This is useful if you want to use the sanity check module later, which tests reachability of your realm in the eduroam infrastructure. It is required to enter the realm name if you want to support anonymous outer identities (see below).

Profile Description  select language

Profile Display Name  select language

Production-Ready

Realm:

### Supported EAP types

Now, we need to know which EAP types your IdP supports. If you support multiple EAP types, you can assign every type a priority (1=highest). This tool will always generate an automatic installer for the EAP type with the highest priority; only if the user's device can't use that EAP type, we will use an EAP type further down in the list.

Supported EAP types for this profile	Unsupported EAP types
1. PEAP-MSCHAPv2 <input type="button" value="↓"/>	EAP-pwd <input type="button" value="↓"/>
	FAST-GTC <input type="button" value="↓"/>
	TLS <input type="button" value="↓"/>
	TTLS-GTC <input type="button" value="↓"/>
	TTLS-MSCHAPv2 <input type="button" value="↓"/>
	TTLS-PAP <input type="button" value="↓"/>

Use "drag & drop" to mark an EAP method and move it to the supported (green) area. Prioritisation is done automatically, depending on where you "drop" the method.

Új Profile készítése

# Adminisztrátori interfész – demo – backup slide/6

that, you can instead enter a web site location where you want your users to be redirected to. You, as the administrator, can still download the profiles to place them on that page (see the 'Compatibility Matrix' button on the dashboard).

Redirect end users to own web page:

---

### Helpdesk Details for this profile

The option(s)

- **Support: E-Mail**
- **Support: Phone**
- **Support: Web**

are already defined IdP-wide. If you set them here on profile level, these settings will override the IdP-wide ones.

Support: E-Mail	select language	<input type="text"/>	<input type="button" value="-"/>
Terms of Use	select language	<input type="text"/>	<input type="button" value="Browse..."/>
Support: Phone	select language	<input type="text"/>	<input type="button" value="-"/>
Support: Web	select language	<input type="text"/>	<input type="button" value="-"/>

### EAP Details for this profile

The option(s)

- **CA Certificate File**
- **Name of Authentication Server**

are already defined IdP-wide. If you set them here on profile level, these settings will override the IdP-wide ones.

CA Certificate File	<input type="text"/>	<input type="button" value="Browse..."/>	<input type="button" value="-"/>
Name of Authentication Server	<input type="text"/>		<input type="button" value="-"/>
CA Certificate URL	<input type="text"/>		<input type="button" value="-"/>
CA Certificate URL	<input type="text"/>		<input type="button" value="-"/>

When you are sure that everything is correct, please click on 'Save data' and you will be taken to your IdP Dashboard page.

Profile specifikus információk beállítása

# További információ

- Elérhető teszt:
  - <https://cat-test.eduroam.org/>
- Magyarítás hamarosan
- További device támogatás:
  - Android – elég komplex – sok változat, hiányos API – vállalkozó szellemű Android programozó a közösségen belül?
  - Windows Phone?
- Kérdések, érdeklődő IdP-k:  
[eduroam@niif.hu](mailto:eduroam@niif.hu)